


**Application**



The general purpose level switch package provides reliable, multi-point liquid level detection up to 10' (3m) with 1-4 adjustable level switch points and a compact junction box for integral wiring termination. Available in three level sensor technologies, select the sensor type based upon your application media. This PP liquid level switch package is widely applied in process, sump and day tank level applications for automatic filling or emptying with high level alarm and/or low level alarm.



**Features**


- ✓ Rugged polypropylene multi-point level switch package for corrosive liquids
- ✓ 60VA relay or 15VA dry contact selectable NO or NC via wiring
- ✓ Offered in 3 sensing technologies for broad application coverage: ultrasonic, vibration & buoyancy
- ✓ Adjustable level switch cars enable sensor adjustment in the field
- ✓ Available in intrinsically safe and general purpose classifications
- ✓ Polypropylene junction box or controller enclosure rated NEMA 4X with swivel base and terminal strip

**Key Benefits**

- ✓ Mounts on the top wall of tank
- ✓ Select from 1 to 4 switch points and the custom switch points
- ✓ Each switch connects directly to a PLC/SCADA
- ✓ Ideal for multi-point switch operation
- ✓ Switch points are fully adjustable

**Compatible Products**

**Switch-Tek™**  
Ultrasonic Level Switch



**LU10**

Broadly applied in chemicals and light weight oils

**Switch-Tek™**  
Vibration Level Switch



**LZ12**

Applied in wastewater with light coating or scaling

**Switch-Tek™**  
Vertical Buoyancy Level Switch



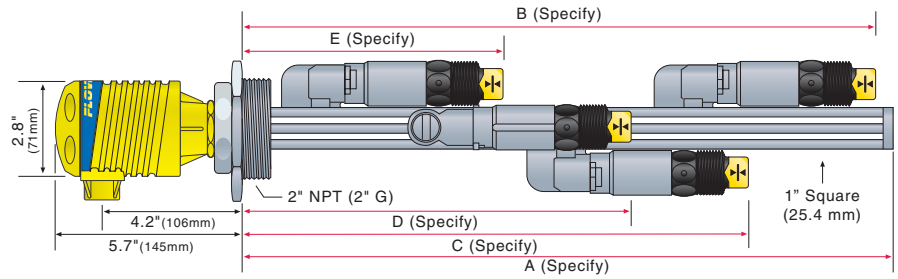
**LV10**

Applied in clean water and non-coating chemicals

## Specifications

Length: 8" to 10' (20cm to 3m)  
 Accuracy: ± 1mm in water  
 Repeatability: ± 0.5mm in water  
 Orientation: ± 20° vertical  
 Switch points: 1-4 (field adjustable)  
 Supply voltage: AVX6: N/A  
 AUX8: 12-36 VDC  
 AZX8: 12-30 VDC  
 Consumption: AVX6: N/A  
 AUX8 / AZX8: 25 mA per point maximum  
 Contact type: AVX6: SPDT reed(s)  
 AUX8 / AZX8: SPST relay(s)  
 Contact rating: AVX6: 120VAC/VDC @ 15 VA  
 AUX8 / AZX8: 120 VAC/VDC @ 1A  
 Contact output: Selectable NO / NC  
 Process temp.: F: -40° to 176°  
 C: -40° to 80°  
 Ambient temp.: F: -40° to 140°  
 C: -40° to 60°  
 Installed height: 5.7" (14.4cm) above tank process mount  
 Pressure: Atmospheric  
 Enclosure rating: NEMA 4X (IP65)  
 Enclosure mat.: PP, UL94VO  
 Terminal strip: 12-pole, socket  
 Conduit entrance: 1/2" NPT  
 Wetted material: PP (20% glass fill)  
 Process mount: 2" NPT (2" G)  
 Classification: General purpose  
 Compliance: CE

## Dimensions



## Fittings

For optimum performance, install the level sensor using the below recommended or direct equivalent fittings.

	P/N	Description
	LM52-2400	3" NPT x 2" NPT (Sch. 40)
	LM52-2800	3" NPT x 2" NPT (Sch. 80)
	LM52-3800	4" NPT x 2" NPT (Sch. 80)
	LM52-2410	3" Socket x 2" NPT (Sch. 40)
	LM52-3410	4" Socket x 2" NPT (Sch. 40)
	LM52-2810	3" Socket x 2" NPT (Sch. 80)
	LM52-3810	4" Socket x 2" NPT (Sch. 80)
	LM52-2890	2" NPT Bulkhead Fitting, PVC
	LM52-2850	2" NPT Flange - 150# (Sch. 80)
	LM50-1001	2" NPT Bracket, Polypropylene

## Ordering

A    -434  -  -  -  -  -

**Sensor technology (1)**

- Z Vibration
- U Ultrasonic
- V Buoyancy

**Number of sensors**

- 1 One sensor - add 1 x ST
- 2 Two sensors - add 2 x ST
- 3 Three sensors - add 3 x ST
- 4 Four sensors - add 4 x ST

**Contacts (2)**

- 6 SPDT reed
- 8 SPST relay

**Process mount**

- 3 NPT (US)
- 7 G (Metric)

**Dimensions (3) (4)**

- A Specify
- B Specify
- C Specify (if applicable)
- D Specify (if applicable)
- E Specify (if applicable)

### Notes

- 1) Select the best sensor technology based upon your application.
- 2) Available only in the following configurations:  
 Vibration = AZ\_8  
 Ultrasonic = AU\_8  
 Buoyancy = AV\_6
- 3) Specify the applicable A, B, C, D, E dimensions at the end of the part number (ie: AZ28-4343-87"-76"-17"). The dimensions may be specified in 1/2" (1.3 cm) increments. The track length or A-dimension may be specified from 12" to 10' (20cm to 3m). The sensor or B, C, D, E dimensions may be specified from 4" to 10' (10cm to 3m). For maximum field adjustability, specify all sensor dimensions equal to the A-dimension.
- 4) To calculate the track length adder, round up the A-dimension to the next foot (30cm) and add \$20 per foot (30cm) to the price.