

Float-Point™ with Compact Junction Box

Float-Point AV_6 0503 DS0_1

Features

- ✓ Rugged 316 stainless steel float, guide and 2" NPT mounting plug
- ✓ Compatible with Flowline remote relay controllers and alarms
- ✓ Custom assembled to your exact guide length and float dimensions
- ✓ Offered with aluminum NEMA 7P or PP NEMA 4X enclosures

Description

Offered in FM and CSA approved explosion proof or general purpose configurations, this switch package provides up to four level switch points with a dry contact closure interface for remote devices such as a PLC or SCADA. The product is typically selected for high temperature and/or pressure process vessel applications located within a classified hazardous or general purpose area. Media examples include nickel acid or acetone. Specify the appropriate assembly dimensions.



Specifications

Length:	4" to 72" (10 cm to 1.8m)
Switch points:	1 to 4 (set by factory)
Accuracy:	± 3 mm in water
Repeatability:	± 1 mm in water
Specific gravity:	0.75 minimum
Orientation:	± 30° vertical
Contact type:	(1-4) SPDT reed
Contact rating:	240 VAC/VDC @ 20 VA
Process temp.:	F: -40° to 300° C: -40° to 148.9°
Pressure:	750 psi max. (51.7 bar max.)
Guide/float mat.:	316 ss
Process mount:	2" NPT
Enclosure rating:	S443: NEMA 4X (IP65) S453: NEMA 7
Installed height:	S443: 5.2" (13.2 cm) S453: 6.2" (15.7 cm)
Encl. material:	S443: PP, UL94VO S453: Aluminum
Conduit entrance:	Single, 1/2" NPT
Wire type:	3-12 wire, #18 AWG
Termination:	12 poles
Classification:	S443: General purpose S453: Explosion proof
Approvals:	S443: None S453: FM, CSA: Class I, Division I, Groups B, C & D; Class II, Groups E, F and G
CE compliance:	EN 50082-2 immunity EN 55011 emission EN 61010-1 safety

Float-Point Ordering

AV 6-54 3-----

Number of floats

- 1 One float
- 2 Two floats
- 3 Three floats
- 4 Four floats

Approval / classification

- 4 None / GP
- 5 FM / XP

Dimensions (1) (2) (3) (4)

- A Specify
- B Specify
- C Specify (if applicable)
- D Specify (if applicable)
- E Specify (if applicable)

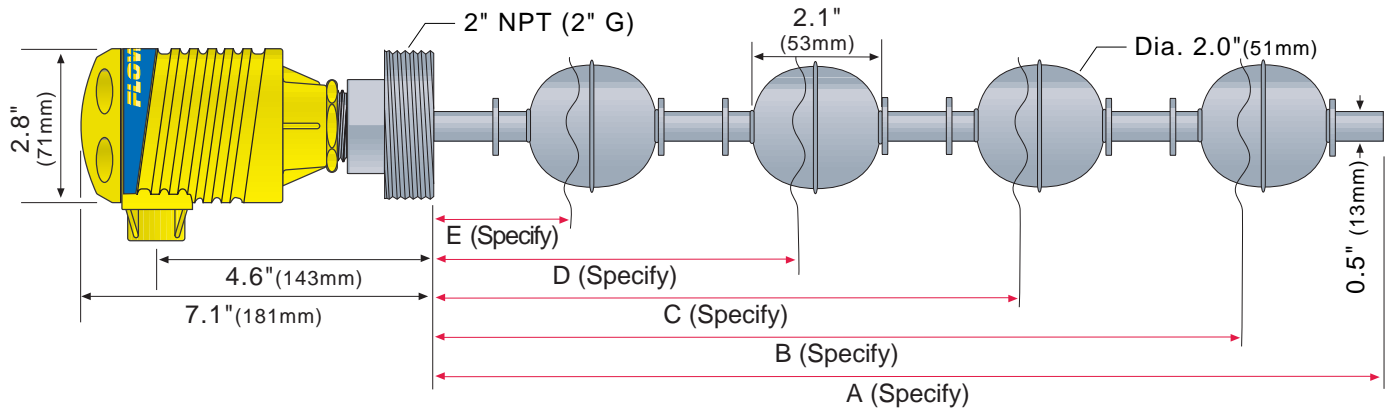
Ordering Notes

- 1) Specify the applicable A, B, C, D and E dimensions at the end of the part number based upon the number of sensors in your assembly (ie: AV26-S443-70"-68"-10"):
 - 1-float: Specify A and B
 - 2-floats: Specify A, B and C
 - 3-floats: Specify A, B, C and D
 - 4-floats: Specify A, B, C, D and E
- 2) The dimensions may be specified in 1/2" (1.3 cm) increments.
- 3) The guide length or A-dimension may be specified from 4" to 72" (10 cm to 1.8m). The float or B, C, D and E dimensions may be specified from 1.5" to 70" (3.8 cm to 1.7m) with a minimum distance of 3" (7.6 cm) between each dimension.
- 4) To calculate the guide adder, round up the A-dimension to the next inch (2.5 cm).



Float-Point™ with Compact Junction Box

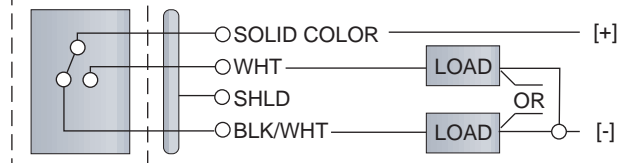
Float-Point Profile - (4 switch configuration)



Specifications are subject to change without notice.

DRY - DC Powered Load

(Dry Condition)



SENSOR WIRING

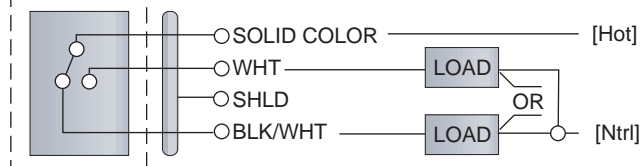
NO - WHT striped wire
NC - BLK & WHT striped wire

SENSOR RATING

240 VAC/VDC @ 20 VA

DRY - AC Powered Load

(Dry Condition)



SENSOR WIRING

NO - WHT striped wire
NC - BLK & WHT striped wire

SENSOR RATING

240 VAC/VDC @ 20 VA

Switch	COM	NO	NC
B	Red	Wh/Red	Wh/Blk/Red
C	Yellow	Wh/Yellow	Wh/Blk/Yellow
D	Blue	Wh/Blue	Wh/Blk/Blue
E	Brown	Wh/Brown	Wh/Blk/Brown

Hazardous



The FM and CSA approved explosion proof configuration is provided with a cast aluminum enclosure for use in Class I, Division I, Groups B, C & D; Class II, Groups E, F and G hazardous area applications.

Tech Tip



For process automation with pumps, valves and alarms, package your level switch assembly with our remote relay controllers offered in a 35 mm DIN package.